




Download the **SchoolsNI** app to receive reminders from our school calendar



PATHS™ Believe in children's power



Newsletter

December 2022

Email: info@holytrinity.enniskillen.ni.sch.uk

Website: www.holytrinityps.com

@Holytrinity20

holytrinityprimary

Dates to remember:

- **Wednesday 21st December:** Christmas Disco run by Friends of Holy Trinity,
 - ❖ Nursery/Preschool – P3: 5:45pm – 6:30pm
 - ❖ P4 – P7: 7:00pm – 7:45pm
- **Thursday 22nd December – Wednesday 4th January:** School closed, Christmas Holidays. School reopens for pupils on Thursday 5th January.



- **Thursday 12th January:** Friends of Holy Trinity AGM at 7:30 in Mill Street.

Friends of Holy Trinity (FoHT) FoHT is an active and successful PTA which runs fun activities and helps with fund raising for our school and its children. Parents and carers are welcome to join the group. The FoHT is holding its annual general meeting on Thursday 12th January at 7:30pm on our Mill Street site. If you are interested, please come and join us.

Nursery/Preschool Christmas Show

The nursery and preschool staff and children have been practicing for their Nativity show over the past few weeks. They performed three shows, one for a selection of the pupils in school and then two more for parents. The children were amazing, they said their lines loudly and clearly for everyone to hear and they sang beautifully. They were so happy to have some family in school to see them in the show. What a wonderful treat for parents and families. Congratulations to the Nursery and Preschool staff and children for a such a lovely festive show. Visit our website to see a slide show of photos from the first performance.

<https://www.holytrinityps.com/news/nursery-and-preschool-nativity-play/>



Credit Union Art Competition Congratulations to Max Traynor, Nate McConnell and Peter Simko-Putik who received prizes in the Credit Union Art competition titled 'Our Wonderful World'.



Daily Mile On Friday 2nd December classes across the school went for their daily mile walk dressed in Christmas jumpers. This festive walk was supporting the national daily mile event to highlight the importance of regular exercise for good mental and physical health.



Problem Solving Primary 2 classes have been learning problem solving skills. Pupils were given a bag and asked to sort the objects inside into two groups. Working together as a team they had lots of ideas on how to sort the objects. One group had a fabulous idea of sorting the objects by whether or not it popped and made a noise. Lots of the objects were Christmas items linked to our topic and we were very excited and were very proud of ourselves.

We frame it Mrs Kelly's P3 class used the iPad to take photographs of beautiful autumn colours through autumn animal frames. They captured some lovely colours from the environment around them. They even spotted the autumnal colours on Mrs Kelly's skirt.



Tree Hugging Whilst reading the book 'Tree full of Wonder', the P3 children investigated different ways to measure trees and how we would find out the width of different trees. Firstly, we estimated how many children it would take to fit around different trees in Fort-Hill and then used our bodies and held hands to hug the tree. We looked at the different types of trees all around us. We then put string around the trees and used metre rulers to measure them. We got to see if our estimations were too high, too low or spot on and record our results.





P1 Nativity Show


The P1 classes have practiced for weeks to get their Nativity show just perfect for their families to come and watch. They have worked so hard to learn their lines, the actions and the songs. Congratulations to the staff for helping the children put on such a wonderful Nativity show. Visit our website to see a slide show of photos.



<https://www.holytrinityps.com/news/p1-nativity-slideshow/>



Making cards in P4 Mr Starrs class used Microsoft PowerPoint to make lovely Christmas cards.



P4 Green Screen fun In P4 the children have been using the Greenscreen app on to make some fantastic Christmas scenes.

Advent Assembly Thank you to Deacon Martin who has led our online assembly through prayer each Friday morning during Advent.





Local History P5 classes enjoyed a walk around Enniskillen with Catherine Scott learning about the history of the town and about its landmarks.



P5 Visit W5 As part of their shared Education program our P5 pupils joined pupils from Jones Memorial on a trip to W5 in Belfast. The children enjoyed investigating the interactive exhibits on topics including climate change, nature, film and TV production, optical illusions, engineering and medical science. They really enjoyed the 'Lost Planet' space and dinosaur themed maze with its climbing frames and slides as well as the 'Skull Cave' exhibit of a large dinosaur and human skulls.



Making Christmas Decorations P5 children have made some beautiful Christmas decorations using slices of wood, PVA glue and some Christmas napkins. They are bringing these home to hang up.



Space In P6 children have been learning lots of facts about Space. During Musical Pathways with Mrs Kirke the children enjoyed composing music linked to their topic of Space



Futsal with David Mr Devlin's class took part in a cross-community event in the Forum on Friday 2nd December. This was a 'Good Relations' event organised by David Alonso who had coached Holy Trinity P6 pupils for a number of weeks beforehand. The day involved playing 'Futsal' and then taking part in a workshop on the importance of good relations in the community. This involved interesting discussions on stereotypes, discrimination and prejudices in society. The pupils had a really fun day.



P7 Visit American Folk Park In school the P7 classes have been learning about the Famine in Ireland. As part of this topic they went on a trip to the Ulster American Folk Park in Omagh where they learned about life during the famine, they got to see houses that people used to live in and heard stories about the Famine ships.



P7 visit the new workhouse exhibition in Enniskillen The P7 classes were lucky to have a preview of the new

Enniskillen Workhouse tour with Catherine Scott from the Enniskillen Museum. Sophie McDonnell, from Mr Dooris P7 class, wrote the following report on the visit. *This week we went to the Famine workhouse exhibition. It was a wonderful learning experience. First, we went to the meeting room where Catherine, our guide, talked to us about An Gorta Mór which means*

'The Great Famine'. She told us stories about the men and women who went to the Enniskillen Workhouse. We saw lots of items left



behind in the old workhouse, there were old shoes, an original door and bell as well as the



workhouse logbooks. We also saw the refractory room where people were sent for breaking the rules. We then walked to the Pauper's Graveyard in Kilmacormick. There we heard about why people were buried there. The trip has really helped our knowledge and understanding of our Famine topic.



Making Christmas Stars in P7 Using their maths coordinate skills and some graph paper our P7 classes have created some beautiful Christmas stars.



KS2 Mathletics Draw Congratulations to all our pupils who achieved a Mathletics award in November. These children were included in our November prize draw and we had a few lucky prize winners. December's draw will take place before the holidays.





Helping the environment After watching David Attenborough talk about the harm that plastic is doing to our environment the boys and girls from Mr Tripp's class wanted to do something to help.

They decided to do a litter pick as they went on their daily mile. Armed with a few bin bags and litter pickers they went on their walk, lifting rubbish as they walked. Everyone was amazed at the amount of rubbish they collected. They are now all very aware of the importance of putting litter in the bin and keeping the environment clean and healthy.



AR Quiz Competition

Congratulations to our AR Christmas Quizzing

Competition winners. Well

done to all our classes who have been reading lots over the past few weeks. Mr Dooris was very impressed with the number of books pupils were reading and how well they are doing in the quizzes. The winning classes each got to watch a movie and enjoy some treats.



Eco Council poster competition

Congratulations to everyone who took part in the Eco Councils poster competition. There were a lot of brilliant entries. Pictured are our winners and a photo of a P7 winning entry. Missing from the photo are Peter from P7 and Latisha from P5.



School Carol Service Our junior and senior school choirs came together for a wonderful Christmas carol service in St Michaels church on Thursday 12th December. To begin we were treated to some beautiful pieces by the



string band and then by the brass band who have been working all year with music teachers Simon O'Hare, Neil Guy and Amy McCutheon. The choirs, working with Jonathan Beatty and Mrs Kirke, have been learning their words and practicing over the past few weeks. On the night there were readings by senior pupils, a re-enactment of the Nativity by P2 pupils, with senior pupils as narrators, and wonderful carol singing by both choirs led by Mrs Kirke. What a lovely festive evening to get us all in the mood for Christmas. Thank you to the pupils and staff who have worked so hard to put on such a lovely service for our school community. Thank you to



Mrs Kirke for her work with the choirs throughout the year and to our music teachers Simon, Neil and Amy. We were delighted to see such a huge number of parents and family members turn out to watch the performance. Thank you for your donations, your generosity has raised almost £1,000 for our Christmas charities, Saint Vincent De Paul

and The Children's Ward in the South West Hospital.



Overview of planned work for December

Primary 1

Focus number 4: We are learning to write the number 4, make a pattern of 4 and make a set of 4. E.g. 4 blue, 4 red 4 green pegs on a peg board.

The story of 4: **1 and 3 makes 4, 2 and 2 makes 4.** Show me 4 fingers. Can you show me 4 with two hands? We are beginning to use the language of "altogether"

Shape: Recognising a rectangle. Spot rectangles out and about. E.g. the door, the television screen, the IPAD, the phone screen.

Patterns: Look for patterns all around this month. E.g: patterns in Christmas wrapping paper, tablecloths, napkins.

Jolly Phonics: Children have been introduced to the sounds e, h, m and r. We have listened to the story and song about each sound.





Advent and Christmas: Advent is the time when we prepare for the coming of Jesus. We have spent time looking at the advent wreath. There is one in the foyer of our school. The children are learning about the Nativity story through our Christmas Show, music and song. It is a time when we give thanks for what we have and for those in our lives. Talk with your child about the real meaning of Christmas. We have been learning about Christmas traditions. Thank you for coming to see our P1 Christmas Show. The children did us all proud.

Breakfast with Santa: We have been invited to have breakfast with Santa at South West College. Look out for some wonderful, festive photos.

Primary 2

Topic: Christmas



Literacy: Shared, guided and modelled reading and writing within the topic of Christmas.

Pupils will recognise, know the **sounds** of and correctly **form** the letters s, a, t, i, p, n, c, k, e, h, r, m, d, g, o, u, l, f, b, j, z and the digraphs ai, oa, ie, ee and or in relation to Jolly Phonics (**upper and lower case, including the 'action'**). Begin to write simple sentences with **increasing** independence.



Numeracy: Simple addition within 5 / 10 / 20. Addition facts of 2, 3, 4 and 5, e.g. $3 + 1 =$, $2 + 2 =$, $4 + 0 =$;

Counting in 1s to 50 and 2s to 20; recognising, writing and ordering numbers to 20 (before, after and in-between). Christmas themed addition and number activities.



• 2D shapes – square, circle, triangle and rectangle.



• 3D shapes – cube, cuboid, cone, cylinder and sphere.



World Around Us/Learning through Play/Other Areas of Learning: Connected lessons within the topic of Christmas – Christmas around the world, Advent, The Christmas Story, etc. Learning through play will link to the topic of Christmas – wrapping presents, mitten matching, Christmas jigsaws, Christmas playdough, Christmas painting, Nativity and Santa workshop small world, etc.

We hope you all have a very happy and peaceful Christmas break and thank you for your continued support.

Primary 3

Literacy: Grammar

- Children will know what a speech mark is
- Children will add speech marks into comic strips and Christmas stories from around the world

Writing: Recount

- Using the book **'Tree Full of wonder'** by Anna Smithers retell information about the book
- Story of Christmas – retell all events
- Retell stories and Christmas traditions from different countries around the world

Spelling

- Children will complete spellings each night (Mon – Wed)
- Use the look, say, cover, write, check method for Friday test

Numeracy: Number

- Add single digit/two-digit numbers to double digit numbers to 100
- Add 2, 3 numbers horizontally and vertically

Mental Maths

- Shopping activities at home – giving change from amounts
- Counting in tens

Topic Maths: Money

- Use of coins up to £1.00
- Give change from specific amounts
- Shopping activities and games to reinforce learning
- Word problems relating to money

World Around Us: Christmas around the World

- Look at how different countries celebrate Christmas
- Different traditions in our homes around Christmas time

Homework

- Literacy & Numeracy – given on a Monday and handed up on a Thursday
- Religion – 'Grow in Love' Programme - given on a Wednesday and handed up on a Friday
- Spelling revision completed every night



- Athletics tasks set on a Monday and completed for Thursday linked to number and topic work

Other

- Please send a coat with your child every day to school as we walk in Forthill and are out at break and dinner times
- Please label all jumpers/cardigans clearly
- Healthy snacks to be eaten at break time only and treats to a minimum at dinner time

Primary 4

Literacy: Pupils will know that adverbs are used to describe verbs. They will identify and use these in their written work and play games about adverbs. Continue to complete the LCSWC method for spellings. Pupils will be reading their shared text, Hurricane, and picture book, Flood. They will be carrying out activities based on these texts. In writing pupils will be learning about adventure stories and will be writing their own story-based ideas from the book *The Tunnel*.

Numeracy: Pupils will continue to learn their multiplication tables focusing on revising their 2, 5 & 10 times tables. Pupils will be solving subtraction word problems. Our topic work this month will cover time where we will be revising the times of o'clock, half past, quarter past and quarter to. Pupils will be writing these in both analogue and digital format. They will look at times to 5 minute intervals. We will be solving word problems related to time.

World Around Us: Pupils will continue the topic of 'Extreme Earth'. Pupils will know what causes earthquakes and how they are measured. Pupils will know what Tsunamis are and will create safety posters. Pupils will enjoy engaging in Christmas art and craft activities.

Primary 5

Numeracy

- **Number:** Language of multiplication and division. Multiplying work/activities (by 2, 3, 4, 5, & 10)
- **Topic:** Position, movement and angles (children will be able to read grid references, co-ordinates and compass points)
- **Mental Maths** – Multiplication of tables (x2 to x8). Language of multiplication and division
- Weekly tables test and mental maths test preparation
- Learn rule for finding coordinates: '**Over the hall and up the stairs**'
- Learn rule for compass points: '**Naughty elephants squirt water**' (N, E, S, W)
- Athletics weekly tasks to be completed at home and in school to reinforce specific maths topics

Literacy

- **Novel:** Charlotte's Web and related activities – complete novel and book review
- Grammar work – Revision of grammar/punctuation covered so far (capital letters, full stops, question marks, nouns, adjectives, adverbs and commas)
- Past tense work and revision of work covered to date, proof reading exercises
- **Writing** - Making slogans/jingles for an advertisement, Create their own advertisement for a chocolate bar
- We will complete Schofield & Sims Spelling Programme – Unit 11 – 14 (irregular past tense and s es, c and k, x and ex, or sound, ur sound and oo and yoo sounds)
- Spelling test preparation

World Around Us

- **Topic work** – Continue to talk about Enniskillen, discuss what we saw and learned on our recent town walk with Catherine Scott/Julian Thornton
- Learning about the history of St. Michael's Church and the Convent of Mercy, look at all the bridges in Enniskillen. STEM activities (building bridges)

Other Information – Trips, Visits etc.

- Complete spelling revision every night (we will complete spelling work in class linked to weekly spellings). Spelling test on Friday morning in school
- Accelerated reading will take place in class. Children can also complete reading at home and do a quiz in school on their level.
- Irish lessons every Thursday morning.
- Christmas themed artwork including wooden decorations for the School Christmas tree and New Year Calendars

Primary 6

Maths Number

Pupils will be able to:

- Add and subtract using a variety of mental strategies.
- Add and subtract using standard written methods.
- Solve problems involving addition and subtraction. (Maths Games/Izak 9)
- Use the relationship between addition and subtraction to check calculations.
- Understand and underline the key words when solving problems using addition and subtraction. (esp. in Mental arithmetic books)

Maths Topic

- Pupils will know language associated with measuring a circle. They will be able to find the diameter, circumference and radius.
- Pupils will know the 8 points of a compass and follow instructions involving these points (turning half turns, quarter turns etc)

English

- Pupils will know the key elements of recount poems and look at various authorial techniques.
- Novel – the children will listen to and respond to our class novel “Wonder.”

Topic/World Around Us

Pupil will:

- Know the earth travels around the sun and it takes a year to orbit the sun (COT, M&E)
- Know that sun is our source of energy and other facts about our ‘star’.
- Know that the moon is a natural satellite, the phases of the moon and about the first moon landing.

Homework

- Pupils will complete **SPELLINGS** daily at home. Learn and complete columns on Monday, Tuesday and Wednesday in spelling booklet. Complete sentences or meanings on Monday night. Revise all tables on Thursday for Friday’s test.
- **MENTAL ARITHMETIC** Part A and Part B (Tuesday) Corrections and complete part C (Wednesday). ALL pupils must *highlight* the key part to each question.
- Learn **TABLES** daily at home. (Topmarks ‘Hit the Button’ is a great fun programme for doing this and pupils are familiar with this programme).
- Other short homework activities will be set occasionally.
- **READING:** Pupils are encouraged to read lots at home. (own books and books from school library at their AR level). Quizzes can be completed in school. Pupils are asked to complete one quiz per week minimum. Reading books will be sent home this month. Please check what reading your child has to do every night alongside their AR reading.

Primary 7

Numeracy

- In maths pupils we will be covering coordinates. Reading and plotting co-ordinates plus creating their own x and y axis. Pupils will use this knowledge to make a Christmas star.
- In number we will focus on problem solving and reasoning.

Literacy

- Pupils will complete the novel ‘Twist of Gold’ by Michael Morpurgo and will then move to a children’s version of ‘A Christmas Carol’ by Charles Dickens.
- Children will read and complete work on ‘A Christmas Carol’

World Around Us

- Pupils will complete the Famine topic with a focus on our local area.
- Each class will go on a Famine walk around Enniskillen including a visit to the Enniskillen Workhouse with Catherine Scott (Week of the 12th of December)


PDMU/PATHS/RELIGION

- Pupils will develop an understanding of themselves and their family.
- Pupils will learn about advent and the true meaning of Christmas.

We hope you have a lovely Christmas and a peaceful New Year.

We ask that parents and carers drive slowly and carefully when dropping off or collecting children at school. Please take time to keep our school children safe.







National Online Safety
#WakeUpWednesday


12 Social Media Online Safety Tips FOR CHILDREN WITH NEW DEVICES


With Christmas only a few weeks away, many of you will be using social media to share your excitement with friends and family. Being active on social media is a great way to show others how much fun you're having, but it's important that you know how to use these apps safely and securely so that bad things don't happen. By following our safety tips below, you can make sure that your personal information stays private, your postings are positive and that your social media use overall is responsible, healthy and most of all enjoyable.


- 1 DON'T ACCEPT FRIEND REQUESTS FROM STRANGERS**



Make sure that you set your profile to private so that people you don't know can't find you online. Always tell a trusted adult if a stranger or somebody you don't know sends you a message or a friend request.
- 2 NEVER SHARE YOUR PERSONAL INFORMATION WITH PEOPLE YOU DON'T KNOW**


Keep your personal information personal. Sometime people online aren't always who they say they are and might ask you to share things that you don't feel comfortable sharing.
- 3 DON'T SHARE EMBARRASSING PHOTOS OR VIDEOS OF OTHERS ONLINE**



This could really upset them and could get you into a lot of trouble. Always think twice before posting anything on social media and treat people online as you would in real-life.
- 4 NEVER SEND NAKED PICTURES OF YOURSELF TO OTHERS**



This is illegal if you are under 18 and you could get into trouble with the Police. If you are being pressured by someone, always say no and tell a trusted adult. Even if you think it is innocent fun, the photo could be shared with other people and you won't be able to control who else sees it.
- 5 CREATE A POSITIVE ONLINE REPUTATION**



Always be kind and polite when posting comments on social media and only upload pictures and videos of things you are proud of. This forms part of your digital footprint. Everything you do online can be tracked and monitored and could affect what people think of you in real-life if it is negative.
- 6 LIMIT YOUR SCREEN TIME**



Social media can be addictive, and it is easy to keep checking newsfeeds or your notifications every 5 minutes which can affect your behaviour and stop you from doing other things. Remember to only use your phone at certain times of the day, turn notifications off at bedtime and go out and have as fun as much as possible. This will keep you fit and healthy and make you appreciate there's more to life than just what's on social media.
- 7 BLOCK ONLINE BULLIES**


Sometimes people might say nasty things to you online or post offensive comments on your pictures or videos. If this happens, always tell a trusted adult who will help you block them from your profile and support you in taking further action.
- 8 REPORT INAPPROPRIATE CONTENT**



If you see something on social media that you don't like, offends you or upsets you, you should always report it to a trusted adult. You should also report it to the social media app who will be able to remove the content if it is against their user policy and can block the person who posted it.
- 9 ONLY USE APPS WHICH YOU ARE OLD ENOUGH TO USE**


Before downloading any new social media app, always check the age-rating. If you need help, ask your parent or carer to make sure that the app is safe for you to use and never download anything which you are too young for as it may contain content that isn't safe for you to see.
- 10 ALWAYS SECURE ALL YOUR SOCIAL MEDIA PROFILES WITH A PASSWORD**


This will help to keep your private information safe and won't allow others to access your profiles without your permission. Make sure your passwords are memorable and personal to you but something which other people can't guess, and always share them with your parents just in case you forget them.
- 11 ASK PARENTS TO SET-UP 'PARENTAL CONTROLS' FOR SOCIAL MEDIA**


When you download a social media app, you should always ask a trusted adult to help you set it up for the first time. This will help you control who sees what you post, who can contact you and make sure you are able to enjoy using the app safely and securely.
- 12 ALWAYS TALK TO YOUR TRUSTED ADULT IF SOCIAL MEDIA IS MAKING YOU UNHAPPY**


Sometimes, social media can make us feel bad about ourselves or sad that we aren't the same as someone else or doing the same things as someone else. Remember, if you ever feel this way, it's really important to talk to your trusted adult(s) like your parents, carers, other adult family members or a teacher, all of whom will be able to support you and discuss your feelings with you to help make you feel better.



www.nationalonlinesafety.com **Twitter - @natonlinesafety** **Facebook - /NationalOnlineSafety**